

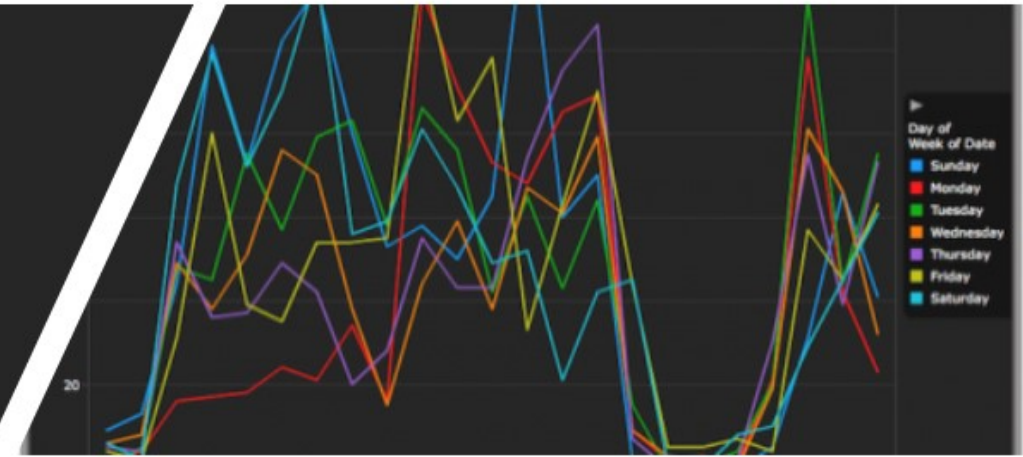


PUBLIC LIBRARY FY19 ANNUAL REPORT

Best Library User Experience

BLUE Cloud | “Symphony” Library System

- Direct digital downloads
- Automatic renewals
- Text messages notices
- Popular mobile app
- Integrates well with new technologies
- Increased efficiency
- Advanced reports
- Automatic ordering
- Annual savings of \$10,000+



INDIANOLA PUBLIC LIBRARY

Learn more. Play more. Do more. **Start here.**

2019



389

number of library programs

10,796

people attended library programs

10,918



total number of registered card holders

76,062

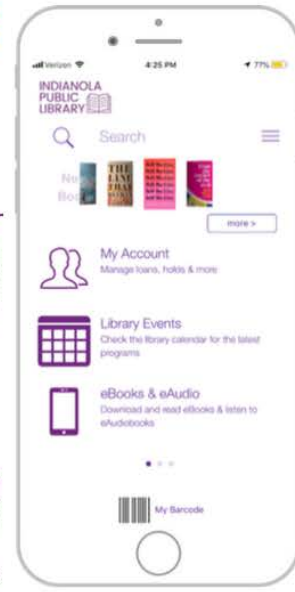
people visited the library

15,289

library website visits

147,558

mobile app hits



114,039

total items checked out

75,491

 books checked out

10,157

 DVDs checked out

11,916

 eBooks checked out

7,883

 eAudiobooks checked out


Circulation per Capita

Library	Circulation per Capita
Urbandale	14.20
Altoona	12.70
Clive	10.78
West Des Moines	10.93
Johnston	15.88
Waukee	10.83
Norwalk	11.48
Metro Average	12.47
Indianola	7.34

7.34

PUBLIC LIBRARY

Library	Circulation per Capita	Hours Open
Urbandale	14.20	70
Altoona	12.70	69
Clive	10.78	65
West Des Moines	10.93	65
Johnston	15.88	59
Waukee	10.83	58
Norwalk	11.48	57
Metro Average	12.47	63
Indianola	7.34	52



Library	Circulation per Capita	Hours Open	Staff Size (FTE)
Urbandale	14.20	70	25.62
Altoona	12.70	69	9.93
Clive	10.78	65	8.63
West Des Moines	10.93	65	19.5
Johnston	15.88	59	15.48
Waukee	10.83	58	12.00
Norwalk	11.48	57	7.23
Metro Average	12.47	63	14.06
Indianola	7.34	52	6.00

Library	Circulation per Capita	Hours Open	Staff Size (FTE)	Programs for Adults
Urbandale	14.20	70	25.62	294
Altoona	12.70	69	9.93	121
Clive	10.78	65	8.63	201
West Des Moines	10.93	65	19.50	124
Johnston	15.88	59	15.48	136
Waukee	10.83	58	12.00	76
Norwalk	11.48	57	7.23	143
Metro Average	12.47	63	14.06	156
Indianola	7.34	52	6.00	52

Library	Building size (sq. feet)	Collection Size (physical)
Urbandale	56,000	152,908
West Des Moines	51,400	170,688
Johnston	27,000	89,929
Altoona	19,300	60,765
Waukee	16,315	37,221
Norwalk	11,500	36,683
Clive	11,000	75,750
Metro Average	27,502 sq feet	89,134
Indianola	11,250 sq. feet	38,998



Building Costs

Utilities	\$18,602
Janitorial	\$15,353
Maintenance	\$8,913
Insurance	\$3,934
Repairs	\$1,503
Total	\$48,305



Repairs

HVAC	\$852.12
Roof	\$418.13
Automatic Doors	\$232.45
Total repairs	\$1,502.70



Upcoming Repairs

Chiller Replacement	\$82,285
Boiler Replacement	\$56,194
Roof Replacement	\$32,630

Upcoming Building Needs

- Handicap Accessible Circulation Desk
- Furniture replacement
- Bathroom improvements
- Flooring replacement
- Lighting





PUBLIC LIBRARY ANNUAL REPORT